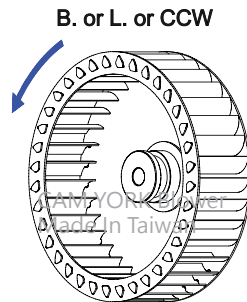
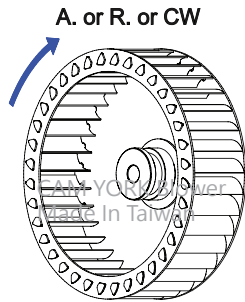
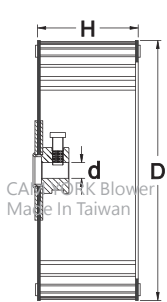


Centrifugal Tablock Wheel Series / 片齒系列

Material / 材質:

- A : steel w / painting - 鐵
- G : galvanized - 鍍鋅板
- B : aluminum - 鋁
- S : stainless steel - 不鏽鋼



A. or R. or CW

B. or L. or CCW



Single Wheel

MULTI-BLADE IMPELLER

SIZE		BORE	KEYWAY	ROTATION	REMARK	
(D) (mm)	(D) (inch)					(H) (mm)
127	5	—	—	—	R,L	
152	6	—	—	—	R,L	
170	6.6	—	—	—	R,L	
178	7	—	—	—	R,L	
190	7.5	—	—	—	R,L	
200	8	—	—	—	R,L	
230	9	—	—	—	R,L	
248	9.6	—	—	—	R,L	
270	10.5	—	—	—	R,L	
280	11	—	—	—	R,L	
295	11.6	—	—	—	R,L	
305	12	—	—	—	R,L	
330	13	—	—	—	R,L	
356	14	—	—	—	R,L	
380	15	—	—	—	R,L	
456	18	—	—	—	R,L	
533	21	—	—	—	R,L	
610	24	—	—	—	R,L	
685	27	—	—	—	R,L	
763	30	—	—	—	R,L	

• 孔徑鍵槽各異，以IEC為準，可依客戶規格訂作

Dual Wheel

- Above TABLOCK MULTI-BLADE IMPELLERS can be conjoined as double-inlet type (Hx2) indicated as C * B-M impllers
- 片齒雙口M系列可由單一風輪組合而成，高度為單口的兩倍



A. or R. or CW



B. or L. or CCW

Other Wheel Series




FFU



Backward curved type



Strong Type



一體成型